

Environmentally Sustainable Polymer Development Through Feedstock Selection

**Jozef Bicerano, Ph.D.
Bicerano & Associates Consulting, Inc.
Midland, Michigan**

1 October 2014

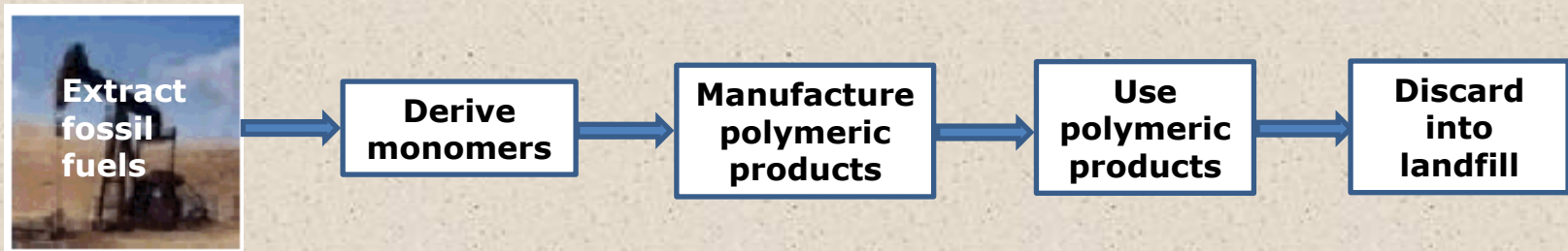
Scope

- Our focus today is on environmentally sustainable polymer development through feedstock selection
 - Approaches to environmental sustainability not based on feedstock selection, such as biodegradable polymer development, are outside the scope of this presentation

Outline

- Life cycle considerations for polymeric products
 - Thermoplastics
 - Thermosets
 - Elastomers/rubbers
 - Polymer matrix composites
- Use of biobased feedstocks as alternatives to fossil fuel based feedstocks
- Recycling of post-consumer products and scraps from product manufacturing
- Summary and conclusions

Typical Life Cycle of Virgin Polymeric Products Prepared from Fossil Fuel Based Feedstocks



Life Cycle Analysis (LCA)

- Crucial to assess environmental impacts of a new product comprehensively via LCA which considers these impacts through all stages of its life
 - Raw materials
 - Manufacture
 - Use
 - Maintenance
 - Final disposal
- See <http://www.epa.gov/nrmrl/std/lca/lca.html> for link to the document "*Life Cycle Assessment: Principles and Practice*" from which the diagram pasted onto the next slide was copied

Sample Life Cycle Stages for a Treatment Project

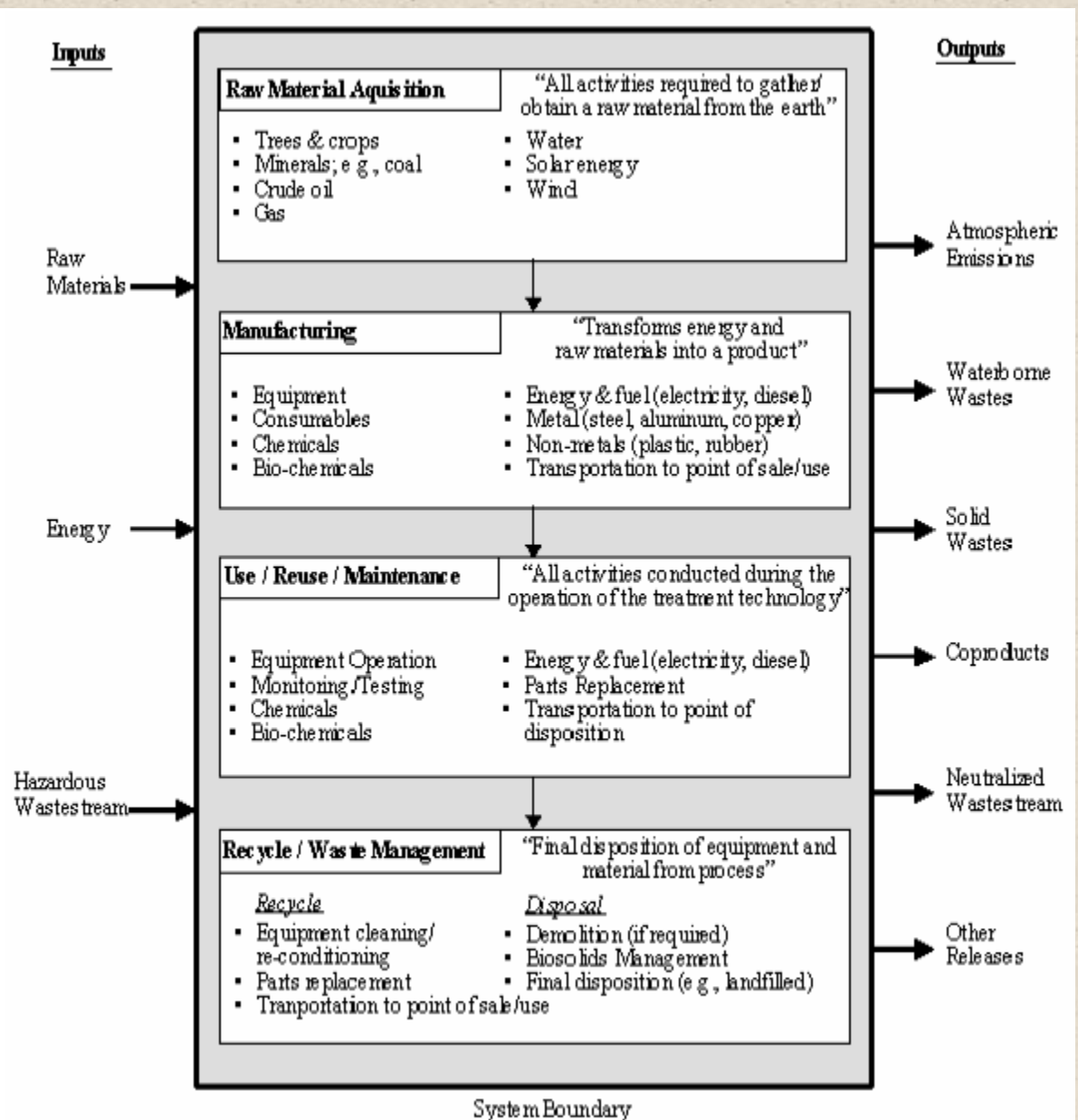


Exhibit 2-1. Sample Life Cycle Stages for a Treatment Project

Biobased Feedstocks: Market Considerations (1)

- Global plastics industry:
 - ~ \$ 830 billion annual revenues
 - ~ 2.8% annual growth rate
- Biobased industry:
 - ~ \$ 2.6 billion annual revenues
 - ~ 15% annual growth rate
- Many plants and microorganisms are biobased feedstock sources for obtaining and/or deriving monomers, oligomers, polymers, and/or biofibers

Biobased Feedstocks: Market Considerations (2)

- Substitution of biofeedstocks for petrochemical feedstocks often limited to partial replacement
 - Limitation due to need to avoid performance declines and/or price increases unacceptable to consumers who demand greater sustainability without making a sacrifice
- Price parity of biobased polymeric products with fossil fuel based counterparts is essential
 - Achievement of such parity by more biobased products will also depend on future abundance and prices of fossil fuels
 - For example:
 - Will fossil fuel extraction from unconventional resources become so widespread as to lead to a petrochemical industry renaissance?
 - Alternatively, will environmental concerns and/or faster renewable energy technology growth lead to a decline in fossil fuel extraction?

Biobased Content Determination

- ASTM D6866-12, “*Standard Test Methods for Determining the Biobased Content of Solid, Liquid, and Gaseous Samples Using Radiocarbon Analysis*” (11 May 2012)
- Used to measure biobased content of products containing carbon-based components combustible in presence of O₂ to produce CO₂ gas

$$\begin{array}{l} \% \text{ BIO or BIOBASED CONTENT} \\ \% \text{ Renewable Content} \end{array} = \frac{\text{BIO (Organic) CARBON}}{\text{TOTAL (Organic) CARBON}} * 100$$

- See “*Understanding Biobased Carbon Content*”, Society of the Plastics Industry, Bioplastics Council (February 2012)

Some Significant Agricultural Sources of Biobased Feedstocks

- Starch: Corn, sugar cane, sugar beets
- Glucose: Corn, sugar cane, sugar beets
- Cellulose: Switch grass, bamboo, eucalyptus
- Vegetable Oil: Corn, soy, castor, rapeseed (canola), cottonseed, palm, algae
- Vegetable Protein: Soy
- Cellulosic Biofibers: Cotton, jute, kenaf, hemp, flax, sisal, ramie, corn, wheat, rice, sorghum, barley, sugarcane, pineapple, banana, coconut

Examples of Biobased Polymers

- From R. P. Babu, K. O'Connor, and R. Seeram, "Current Progress on Bio-based Polymers and Their Future Trends":

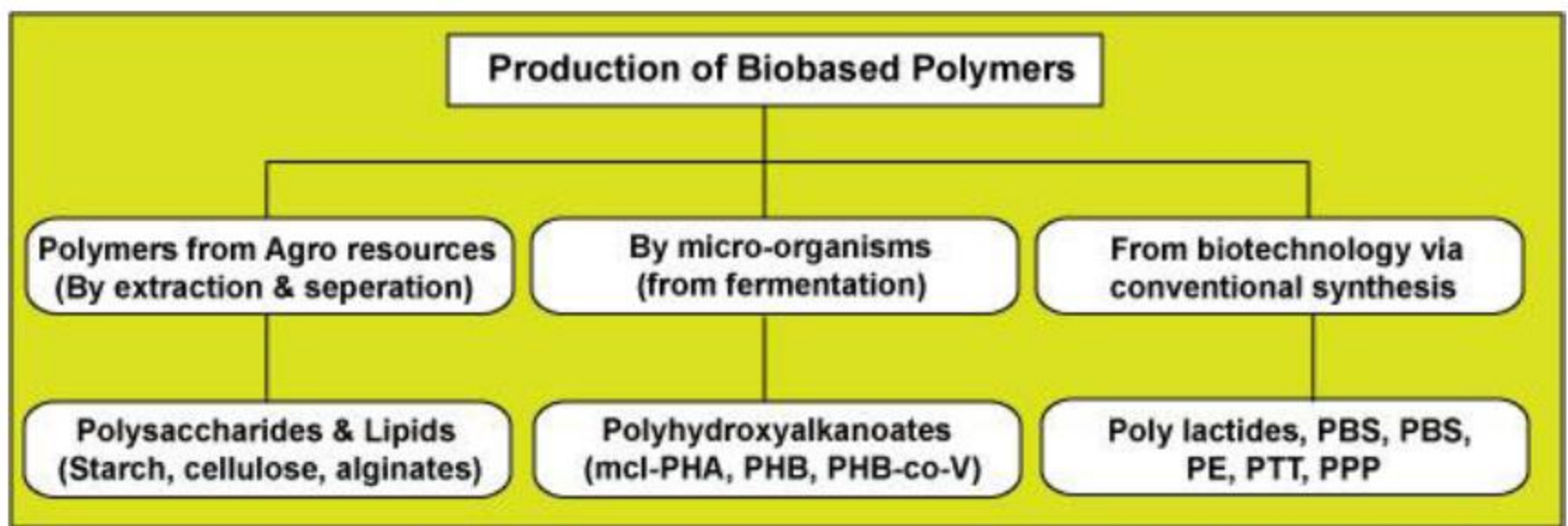
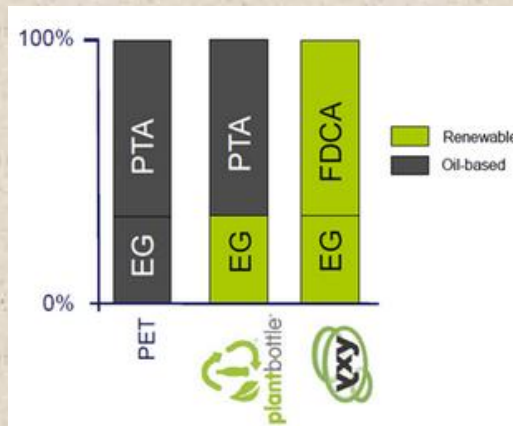
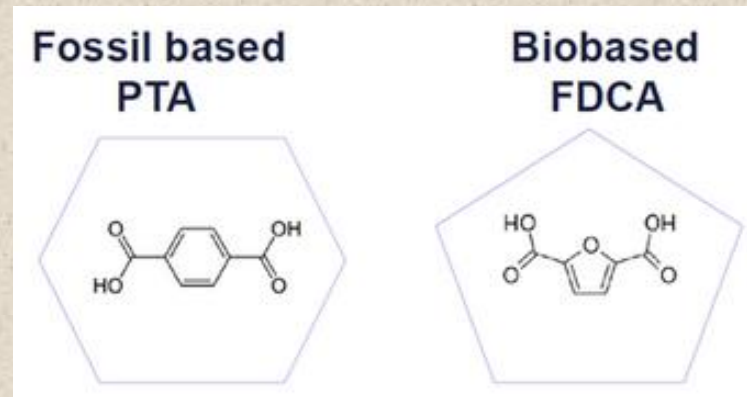
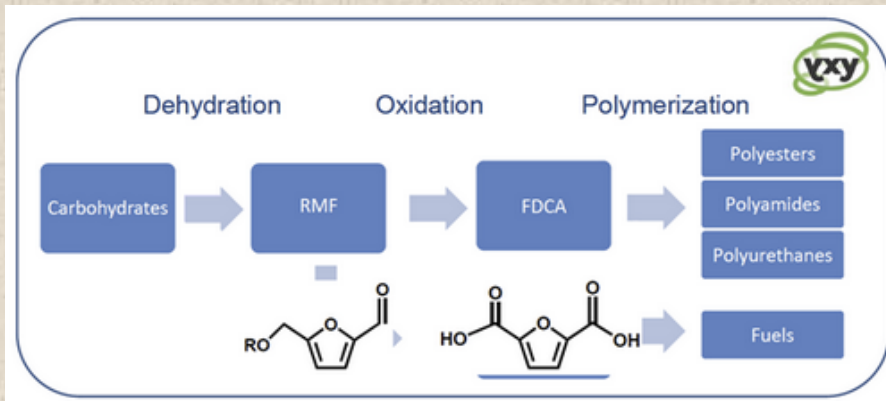


Figure 2: Most Common Categories of Bio-based Polymers Produced by Various Processes

More Examples: Furandicarboxylic Acid (FDCA) Polymers (Avantium)



- Poly(ethylene furanoate) (PEF), prepared from FDCA and biobased ethylene glycol, is 100% biobased
- Properties of PEF comparable with those of poly(ethylene terephthalate) (PET) prepared from fossil fuel based terephthalic acid and ethylene glycol

Challenges to Success: Land Resource Allocation Issues

- Use of agricultural feedstocks raises many issues whose severity can vary greatly between different crops as well as different geographical regions
 - Competition of land allocation for plant-based feedstock generation versus other purposes (i.e., food production)
 - Use of water for irrigation
 - Environmental impact of pesticide use
 - Environmental impact of fertilizer use
 - Level of penetration of genetically modified seeds
 - Natural habitat (such as Amazon rainforest) conversion

Challenges to Success: Technical Limitations

- Substitution of biofeedstocks for petrochemical feedstocks is often limited to partial replacement (as in polyurethanes) or not (yet?) possible at all
 - Many useful polymer formulation ingredients derivable from fossil fuel based feedstocks are not (yet?) available from biobased feedstocks
 - Ingredients available from biobased feedstocks often require expensive processes to derive and purify
- Many consumers demand greater sustainability but are unwilling to sacrifice performance or price
 - Frequent technical difficulty of providing a product with a similar performance at no higher a cost is a limitation

Polymer Recycling: Market Considerations

- Some recent facts about plastic waste recycling in the USA, from <http://www.epa.gov/osw/consERVE/materials/plastics.htm>

- 32 million tons of plastic waste were generated in 2012, representing 12.7 percent of total MSW.
- In 2012, the United States generated almost 14 million tons of plastics as containers and packaging, about 11 million tons as durable goods such as appliances, and almost 7 million tons as nondurable goods, such as plates and cups.
- Only 9 percent of the total plastic waste generated in 2012 was recovered for recycling.
- In 2012, the category of plastics which includes bags, sacks, and wraps was recycled at about 12 percent.
- Plastics also are found in automobiles, but recycling of these materials is counted separately from the MSW recycling rate.

- Polymer recycling rates vary significantly among countries but they could become much higher than they are today throughout the world
- Obviously there is a great opportunity here for industry to profit, while also contributing to environmental sustainability, by helping polymer recycling become more widespread and more cost-effective worldwide

Post-Consumer and/or Factory Scrap Polymer Recycling: Types of Technologies

- Mechanical recycling
- Chemical recycling
- Combined mechanical/chemical recycling
- Thermolysis

Mechanical Recycling Summary (1)

- Recovery of thermoplastic polymers from waste streams while preserving molecular structure, by:
 - Sorting waste stream into different recyclable polymers
 - Unless it was pre-sorted during collection
 - Shredding
 - Cleaning
 - Washing (most common)
 - Dry cleaning (with some advanced technologies)
 - Melt processing
 - Most commonly via extrusion
 - Filtration
 - Often while melt processing
 - Pelletizing

Mechanical Recycling Summary (2)

- Use-recycling-reuse cycles often lead to decline in quality, resulting in “downcycling”
 - Caused by one or a combination of:
 - Reduction of average molecular weight of polymer chains
 - Other chemical reactions causing undesirable changes in polymer
 - Accumulation of impurities
 - Limiting:
 - Reuse to products of increasingly lower value in successive cycles
 - Total possible number of cycles of use-recycling-reuse
- Equipment implementing processes differing in their details is sold by many manufacturers

Mechanical Recycling Example

- MAS Double Rotor Disk technology combined with MAS Extruder and Continuous Melt Filtration can be used to to recycle dirty plastic film and fibers
- No washing needed, so MAS claims as benefits:
 - No water use
 - No water usage permits
 - No waste water treatment
 - Less cost per pound
- <http://www.youtube.com/watch?v=kCz8ZP4wdb0> shows the system in operation for the shredding, dry cleaning, and pelletizing of agricultural film

Chemical Recycling Summary (1)

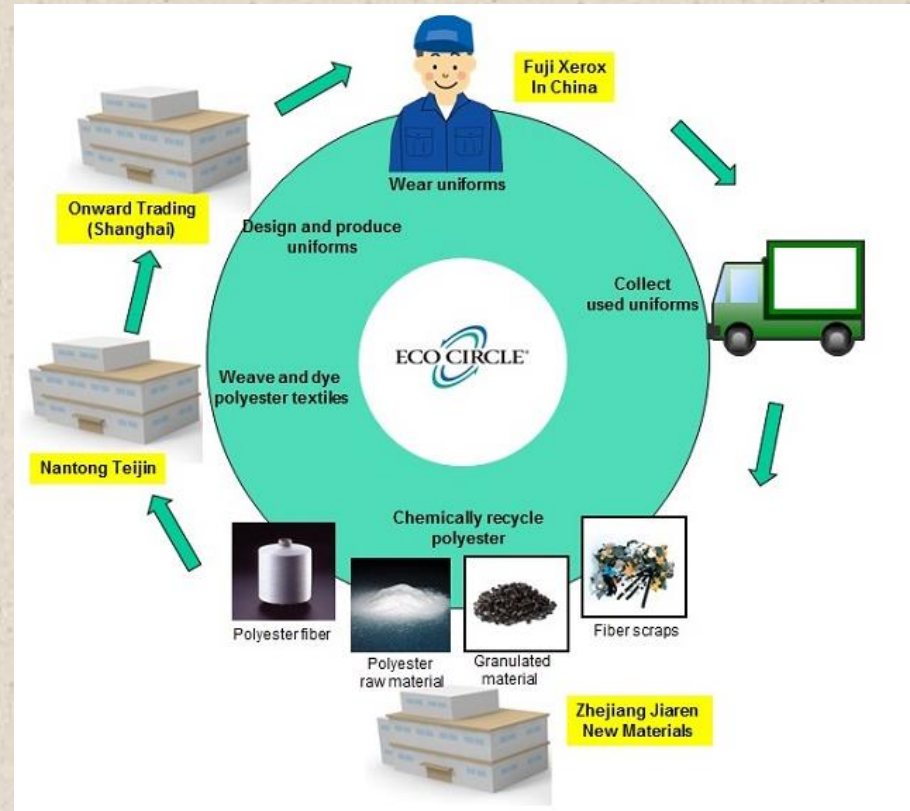
- Polymer depolymerized into its constituents
 - To oligomers in some implementations
 - All the way to monomers in some other implementations
 - Extent controllable by selection of process conditions
- Recovered and purified constituents can be used in manufacturing new products comparable in quality to those obtained from virgin monomers

Chemical Recycling Summary (2)

- Quality retained in repeated use-recycling-reuse cycles
 - Places target of “closed loop” recycling within reach
- “Upcycling” possible in some cases
 - Modify recovered constituents during depolymerization into constituents usable in polymers of higher value
 - I.e., partial depolymerization of PET combined with auxiliary reactions to obtain valuable aromatic polyols for use in polyurethane manufacturing
- But usually chemical recycling is more expensive than mechanical recycling!

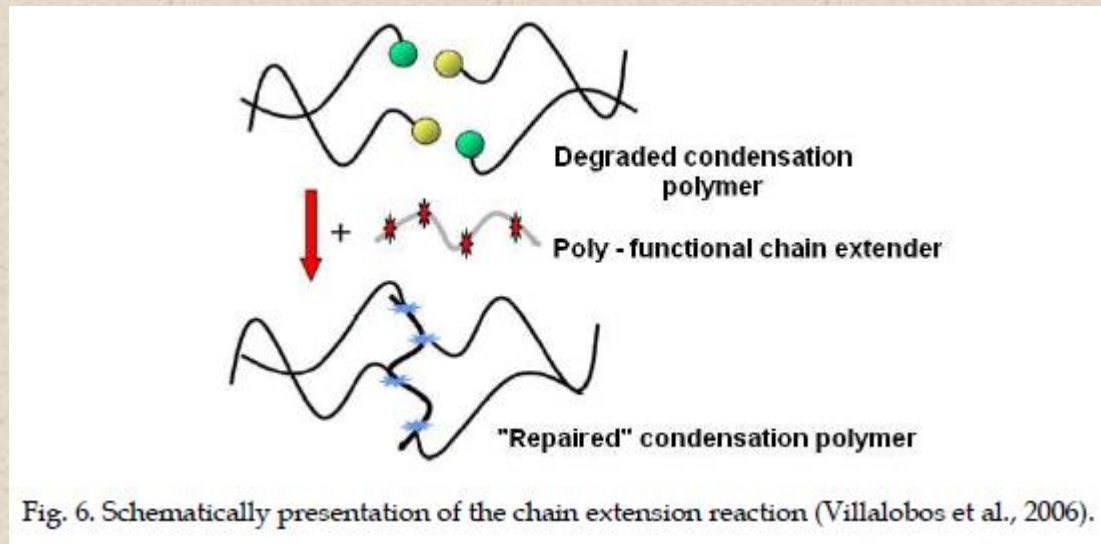
Chemical Recycling Example

- 19th December 2013: *“Teijin, Onward Holdings and Fuji Xerox will launch a closed-loop recycling system for uniforms in China. The system is based on Teijin’s Eco Circle closed-loop recycling system that incorporates the world's first technology for the chemical recycling of polyester, according to the company.”*



Combined Mechanical/Chemical Recycling

- Combine chemical reactions (depolymerization, chain extension, functional group attachment, etc.) with a mechanical recycling process
- Such reactive processing usually achieved by using reactive (instead of simple) extrusion



Thermolysis Summary (1)

- Thermochemical decomposition into fuels whose energy content can be recovered is sometimes the most economically attractive option
- Often true for “hydrocarbon polymers” consisting of C and H with little or no heteroatom content
 - I.e., polyolefins, polystyrene, and some rubbers
- Also true for some very mixed waste streams but
 - Economics unfavorable if components with recoverable energy content are present at very low percentages

Thermolysis Summary (2)

- Depending on polymer molecular structure and process, various oils and/or gases are obtained
- Some rubbers contain large weight fractions of carbon black, a valuable formulation ingredient, which can also be recovered during thermolysis

Types of Thermolysis Processes

- Pyrolysis (thermal cracking in inert atmosphere)
- Hydrogenation (hydrocracking; namely, cracking by H₂ addition via chemical reaction)
- Gasification [thermooxidative cracking in air (cheaper and simpler process) or in O₂ (more expensive but more effective process)]

Thermolysis Example

- Agilyx converts previously non-recyclable and low value waste plastics into crude oil through an environmentally beneficial patented system
- The Agilyx Generation 6 System features the first continuous feed self-cleaning waste plastic processing system in the industry
- <http://www.youtube.com/watch?v=-pngeJvLv20> summarizes the Agilyx technology

Challenges to Success: Waste Stream Supply Considerations (1)

- Recycling economics more favorable with:
 - Increasing quantity and steadiness of waste stream collected in geographical area
 - Social consciousness of residents
 - Infrastructure enabling residents to follow best practices
 - Simple pre-sorting (i.e., recyclable versus non-recyclable)
 - Placing different classes of recyclables into different collection containers
 - Washing some classes of recyclables before disposal

Challenges to Success: Waste Stream Supply Considerations (2)

- For example, here is Dr. Steve Chor Kie Wong's comparison of typical practices in Japan (left) and China (right):



Challenges to Success: Technology Improvements Needed

- Improved automated sortation of mixed waste streams
 - Methods such as flotation rely on density differences
 - Methods such as visible and near-infrared spectroscopy rely on optical properties
- Continued improvements of mechanical and combined mechanical/chemical recycling technologies to obtain product of higher quality so that “downcycling” is slowed and more cycles of use-recycling-reuse become possible
- Chemical recycling processes and thermolysis processes often need to become more cost-effective to be viable
- But, regardless of any technology improvements, waste stream supply considerations will still remain crucial in determining whether the economics become favorable!

Summary and Conclusions

- Life Cycle Analysis (LCA) is a guide to decision-making by assessing the environmental impacts of a new product comprehensively and quantitatively
- Two major approaches for environmentally sustainable polymer development through feedstock selection
 - Use of biobased feedstocks as alternatives to fossil fuel based feedstocks
 - Recycling of post-consumer products and scraps from product manufacturing
- State of the art reviewed for these approaches
 - Current technologies as well as challenges identified
 - In conclusion, both approaches present great opportunities for growing economic profits while simultaneously contributing to environmental sustainability